



Little Fish
STUDIO

COLORS OF QUARANTINE



Brenton Wang

虽远隔 心相依

TOGETHER, APART

In our days of hardship, we painted hues of hope together,
Each stroke, each line, is a testament to love and
perseverance!

在艰难的日子里，我们共同绘制了希望的色彩，
每一笔、每一画，都是爱与坚持的见证！

2020. 03 - 2023. 03

Colors of Quarantine

Author: Brenton Wang

Web: littlefishartstudio.wixsite.com/bbww

Tel: 905-599-6888

Email: oakvillebt@gmail.com

The copyright of this book belongs to the original creators of the content within. Without the permission of the original author, it is prohibited to reproduce, copy, or reprint. All legal disputes arising from copyright, author's rights, portrait rights, reputation rights, and rights to a name shall be borne by the producer of this book.

ABOUT US / 关于我们

Welcome to **Little Fish Art Studio**, a creative hub established specifically for children during these challenging times of the pandemic. We understand the difficulties that children face while being physically apart from their peers. Our mission is to teach traditional art skills while nurturing their creativity, allowing them to come together in a virtual space, even when physically apart.

Our founder, Brenton Wang, has a deep passion for art, having honed his skills from a young age and earning many awards for his outstanding work. He is not only proficient in traditional art but is also skilled in 2D and 3D design software.

Our art director and Chinese translator is Ms. Zhou, who brings over a decade of experience in teaching young students in Shanghai. Our enthusiastic and dedicated teacher's assistant, Julianna Zhan, shares a profound love for the arts. She generously donates her artwork to charity auctions, and actively engages in community work while supporting Ms. Zhou in the Little Fish Art Studio.

At Little Fish Art, we aim to infuse fun and creativity into the lives of children, enabling them to create art together, even when we are physically apart. If you're interested in registering for our courses or seeking more information, please feel free to contact us at oakvillebt@gmail.com. We appreciate your interest and support as we bring children together through art, no matter the physical distance.

ACKNOWLEDGEMENT / 致谢

This book chronicles the artistic endeavors of students and teachers from Little Fish Art Studio during the pandemic, covering the period from Mar. 2020 to Mar. 2023. It also includes a selection of appreciative comments and likes from the audience. Initially shared as WeChat Moments, these artworks were later compiled into this collection, highlighting the children's creativity and capturing the spirit of mutual support in challenging times.

After the pandemic, the studio organized a few charity art exhibitions involving the children. This event successfully raised over \$1,600, which was used to purchase a variety of books in small languages for a library.

Special thanks are extended to all the young contributors and coordinators for their invaluable participation in this project. The following individuals are recognized for their contributions:

Elsa Lin	April Xiao	Phoebe Cao	Yanan Liu	Lauren Wang
Clara Lee	Yue Feng	Boyan Chen	Jochell Liu	Amanda Wan
Shuyan Chen	Yifu Mao	Sutong Zhang	Pearl Lin	Yuluo He
Sean Liang	Carina Cheng	Marie You	Richael Cai	Duohan He
Jason Dong	Jenny Dong	Jolyn Yao	Kacy Zhang	Jamie Cao
Cynthia Wu				



First in-person get-together after the pandemic



Brenton Wang
Founder and Instructor



Julianna Zhan,
Assistant Instructor



Ming Zhou
Art director and Chinese translator

TABLE OF CONTENTS / 目录

- Class 1: Snowman
- Class 2: Flower in Wire Glass
- Instructor Creation: Future City
- Online Class 3: Containers in Piet Mondrian's style
- Instructor Creation: Italian Nurse
- Instructor Creation: Home Isolation
- Class 4: Mid-Spring Flower
- Online Class 5: Koalas
- Class 6: Owls
- Class 7: Golden Snitch
- Class 8: Lighthouses
- Online Class 9: Sakura
- Online Class 10: Semi-abstract Water Painting
- Online Class 11: Birch by the River
- Online Class 12: Ukuleles
- Class 13: Hydrangea
- Online Class 14: Bats in the Moonlit Night
- Online Class 15: Hot Chocolate
- Online Class 16: Pokemon Design
- Class 17: Hand Sketches
- Class 18: Church at Sunset
- Instructor Creation: Ice Skating Boots
- Instructor Creation: Photography
- Class 19: Painting on Firewood
- Class 20: Beep Boop
- Online Class 21: Bookshelf
- Online Class 22: Happy Valentine's Day
- Online Class 23: Caricatures

Instructor Creation: Recommended Books

Instructor Creation: 3D model of head

Instructor Creation: 3D printing project

Instructor Creation: Robot Design

Online Class 24: Bugs

Class 25: Drawing on Toned Paper .

Class 26: Indigenous Knit

Class 27: Egg Container Project

Online Class 28: Pumpkin Man

Online Class 29: Spooky Art

Class 30: She is More

Online Class 31: Teapot & Tea Bag

Online Class 32: Greeting Card Design

Class 33: Eating well

Online Class 34: Christmas Greeting Cards

Class 35: Pets Animal

Instructor Creation: Garage Windows Project

Class 36: Drawing on Cardboard

Online Class 37: Hamster

Instructor Creation: Minifigure Design

Class 38: Bubble Tea

Class 39: Shanghai - Prickling Pain

Instructor Creation: Midnight Waltz

Class 40: Bunny Drawing

Class 41: Thanksgiving Painting

Class 42: Fish & Owl

Exhibitions:

Kids know that yellow and blue are complementary colors, but they don't know that they know. The children chose this colour palette without my instruction...









Flowers in wine glasses. Today, I taught the kids for two hours, and although it was noisy and chaotic, it wasn't wasted time. The artworks they created are astonishing.



The topic of my school project? *Future cities*. My plan can quickly accommodate a large number of refugees.

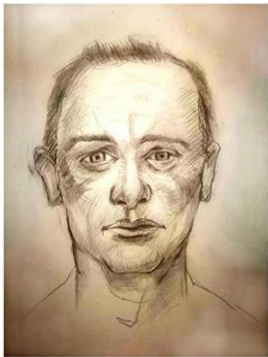




My students will all become the next Piet Mondrians! I'm so proud of them and their work.



The news from Italy is truly heartbreaking. The healthcare workers keep their N95 masks on for days, resulting in deep marks on their faces. Send love to any healthcare workers you know.



My paintings from last year. I'm renaming them Home Isolation I, II, and III. The balconies in my neighborhood are empty these days, it's so boring...



Because it's mid-Spring, here are some flowers representing the resilience of life. We can beat this virus!





Looking at the eyes of the koalas, it's clear that the kids were really putting in effort. So kawaii!





Very cute owls! So proud of these kids.



The kids did not want to practice drawing spheres... so I tricked them by getting them to draw Golden Snitches!



reason, he decided against it. He wasn't leaving until he got a drink.

With a determined expression, he continued to aimlessly thrust the dollar bill in the machine. Then something terrific happened. A popular actor rose from her seat and with a look of genuine compassion, went over to the poor boy, noticed how the machine had a hard time accepting dollars, then gave him some change and showed him where to use it. The boy gave her his dollar and chose a different machine. Then the two walked off.

They were that they were from very different backgrounds, they shared a real understanding and walked away from my lunch table that day, I looked at the boy. I remember thinking how he and the dollar were very much alike. They both weren't accepted where the world said they were supposed to be. But just as the dollar had found a place in a caring girl's pocket, I was sure the boy would eventually find his, too.

Bonnie Maloney



“Why would we ever need to practice drawing a cone?” “Lighthouses”





Had the students paint sakura today. It turned out very well.






Semi-abstract water paintings! Only turquoise, black and white allowed. An exercise in the variation of color brightness. Focusing on feelings, with the free combination of dots, lines, and planes.





“Landscapes are so difficult!” Not really. Just draw the background, midground, and foreground, and then use a special technique - dipping broccoli in yellow and green paint and tapping it on the canvas to make leaves. Piece of cake!





My students really put in effort in drawing these ukuleles.



Happy long weekend! We're using broccoli to paint again!

Making the flowers pop out is the hardest part. The students nailed it, though.



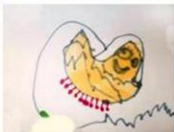
Spooky or cute?



Winter is coming soon. Who likes to relax with some hot chocolate?



These kids were so eager in designing their own Pokemon that I didn't even get to teach! I love my students.





Fingers are essentially cylindrical. Once you learn to draw a cylinder, drawing fingers becomes easy. As for fingernails and knuckles, having the outline of their shape is sufficient.



They're all based off of the same original artwork! Can you find it? I bet you can't!



We were running low on canvasses this week, but not on wood!



Snagged a few good photos during my solo walk...life imitates art, doesn't it?



Happy new year everyone! I got the students to make some beautiful pieces on wood.






Beep boop! 🤖





It's getting very scary out there with the virus... Stay safe, everyone!


At home, I'm reading a lot of books. That's why today, we're drawing bookshelves in 3D! Good job, everyone!





Happy Valentine's Day, everyone! Enjoy the cute teddy bear paintings the studio kids made this week.





We did some caricatures and portraits today. I have to say it turned out great!







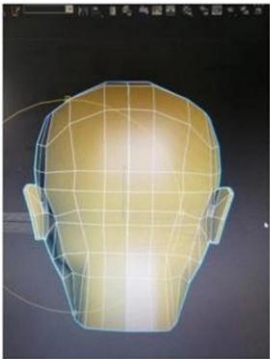
Instructor Creation

Mar. 2020

I highly recommend this book. It's perfect for teenagers who are stuck in quarantine.



Does this look like me? My mother says it does! Made with 3DS Max



I used a 3D printer to print a small device I designed myself, turning a desk lamp into a phone holder. It can be used for online classes.






Photo shoot for my cute robot creations! 3D printing truly is a powerful tool if you have the creativity to use it. The lightbox is homemade.





It's fall, which means bug season. Today, only two brothers were in my online class. I told them a bug fact to spark their creativity, but it turns out they were big bug fans. They both went on and on about bug facts, meaning I hardly got a chance to speak.





I guess we have to suit the mood, so I had the students draw on brown paper. Stay safe, everyone.



I spent today crocheting on a Y-shaped twig, inspired by Indigenous artistic traditions.





Guess, what they are made of? Egg containers!

I have to thank the children. Their creativity and laughter bring me joy.





Halloween season is upon us... Here are some of our students' spooky artworks to celebrate!





Halloween this year wasn't that spooky... but our art studio was!





Everyone, check out SHE IS MORE by the IIX Foundation.

Today's class consisted solely of girls, and they drew self-portraits. I believe in girl power; a woman can even become the Vice President of the USA.





Stay home and drink some tea. It's a great way to unwind.





These are some wonderful Christmas cards made by the students at the studio. In an era where electronic greeting cards are ubiquitous, hand-drawn cards mean a lot more. Children, with their skillful hands and creative minds, can produce astonishing works.



Eating well, sleeping well, and exercising are the keys to a healthy and happy life.





Happy holidays! The holiday season is fast approaching, and the children are busy preparing Christmas greeting cards.





I asked everyone to draw what pet they would want. Some artworks were unexpected, to say the least.





Because we wanted to add windows to our garage windows, we sought carpenters, blacksmiths, handyman, and various specialists in garage door repair, but no one was willing to take on the job. In the end, I decided to do it myself. After two days of work, I finally have beautiful windows. For more details, see the link below. We're at more than 7,000 views!

https://www.youtube.com/watch?v=iHox_WYGIKs





How to Make Garage Windows



Brenton ...
28...

Analytics

Edit video

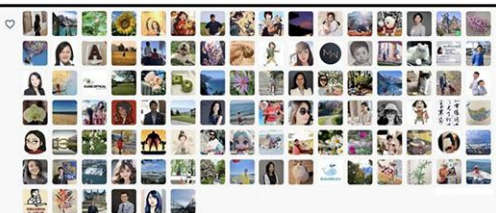
70




Share



7,562 views Jan 28, 2022



Who needs canvasses? Cardboard does just fine. It's perfect for steampunk drawings.





Our beloved hamster Coco died today at the ripe old age of three and a half. He had a fulfilling life, bringing laughter to many children and even serving as a model. Farewell, Coco. I'll share a few pictures that the children drew of him in his memory. Many thanks to all the kind students who created tributes.





It's been a long day working as an assistant snowboard instructor at Glen Eden. I decided to relax and unwind by making a Lego version of myself in 3DS MAX!




We finally can go out for bubble tea again!



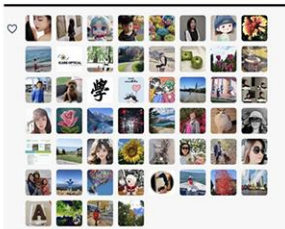
The situation in Shanghai is quite worrying -- my grandparents are running low on food; (These are the artworks the children have made this week. The one in the middle isn't a self-portrait, but it is a representation of my mood. Let's name this collection "Shanghai - Prickling Pain.")



Midnight Waltz! Our TA Julianna Zhan is a big fan of 19th century romanticism... Her paintings have a strong nostalgic atmosphere.



I've been so busy lately that many wonderful artworks by children have passed through my hands without being photographed. But I couldn't bear to let these rabbit drawings slip away too, so I took photos to preserve them. Remember to preserve your memories, everyone, and not to let them vanish over time.



It's a long weekend. I finally have time to sort out some good artworks. However, there are too many, so I can only show a few." Happy Thanksgiving!





DIY Biscuits & Gravy

Most children wanted to participate in a fish art competition and drew fish, but one unique child insisted on drawing an owl instead. Fortunately, their works are all beautiful!

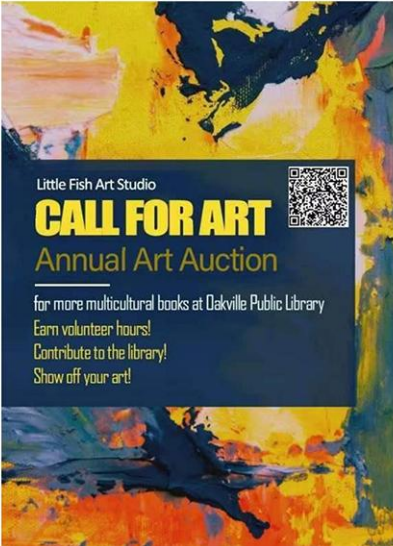


The pandemic has finally subsided significantly, and we are grateful for everyone's support and solidarity during this difficult time. It's also heartening to see the wonderful creativity displayed by the children.

Consequently, our art studio organized two special art auction events, aimed at raising funds for the community library to purchase books in lesser-known languages. This effort was made to contribute modestly to the children of new immigrants and refugees in our community. For details, Please visit the links:

<https://www.youtube.com/watch?v=KV5QkrnLEhU>

<https://littlefishartstudio.wixsite.com/my-site-1/about-1>



Little Fish Art Studio

CALL FOR ART


Annual Art Auction

for more multicultural books at Oakville Public Library

Earn volunteer hours!

Contribute to the library!

Show off your art!



<https://littlefishartstudio.wixsite.com/my-site-1/about-1-2>



GET A PORTRAIT FOR YOUR FURRY FRIEND



Bring us a photo of your furry friend. The young artists will create a portrait for your lovely friend.

Each portrait will cost your firm \$50 to as much as you would like to pay, and all the income will contribute to the local library for books in minority languages.

We will inform you to pick up the portrait when it is ready.

爱宠肖像定制

请提供一张爱宠照片，小艺术家们会为您的爱宠绘制一副肖像。

每幅肖像50刀起，除成本外，所得将全部捐赠给阿克维尔图书馆。

肖像绘制完成后，我们将与您联系领取。





Little Fish
STUDIO